

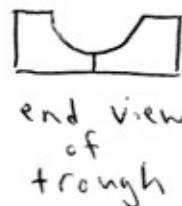



Step 7: Take out the floor beams. Glue one floor beam between each end of the base beams. Use masking tape to hold the floor beams in place.



Step 8: Take out the trough beams. Glue the trough beams to the floor beams so that they make a V-shaped trough.



Step 9: Take out the angled brace blocks. Glue one on each side of the vertical struts.

